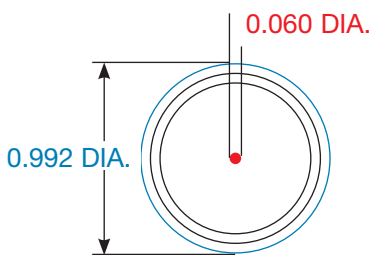


Tri-Clamp[®] Sizing Guide

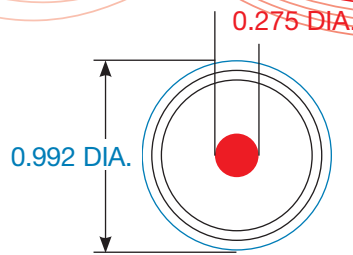
These actual size drawings are provided to eliminate sizing errors when specifying sanitary fittings. The outside diameter is the same for 1/8", 1/4", 3/8", 1/2", and 3/4" ID, "mini" sizes (0.992" OD). The same holds true for the 1" and 1-1/2" ID sizes (1.984" OD).

The 2", 2-1/2", 3", 4", and 6" ID have specific OD diameters.

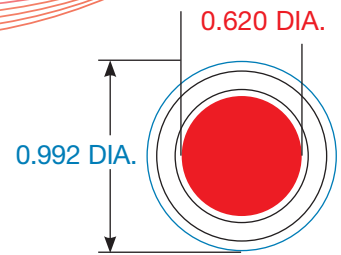
For your convenience and ordering accuracy, all of these drawings may be used as sizing ID and OD patterns.



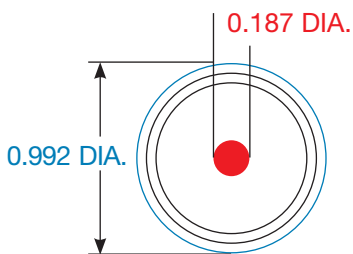
1/8" MINI TC



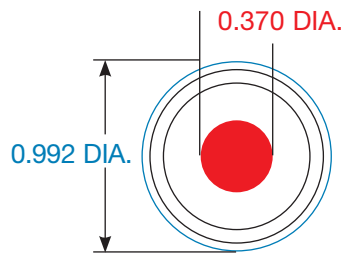
3/8" MINITC



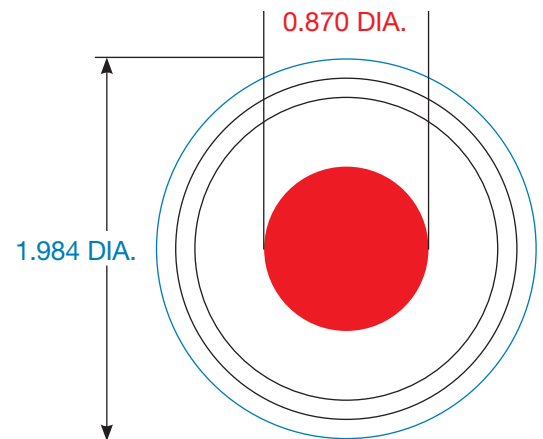
3/4" MINI TC



1/4" MINI TC



1/2" MINI TC

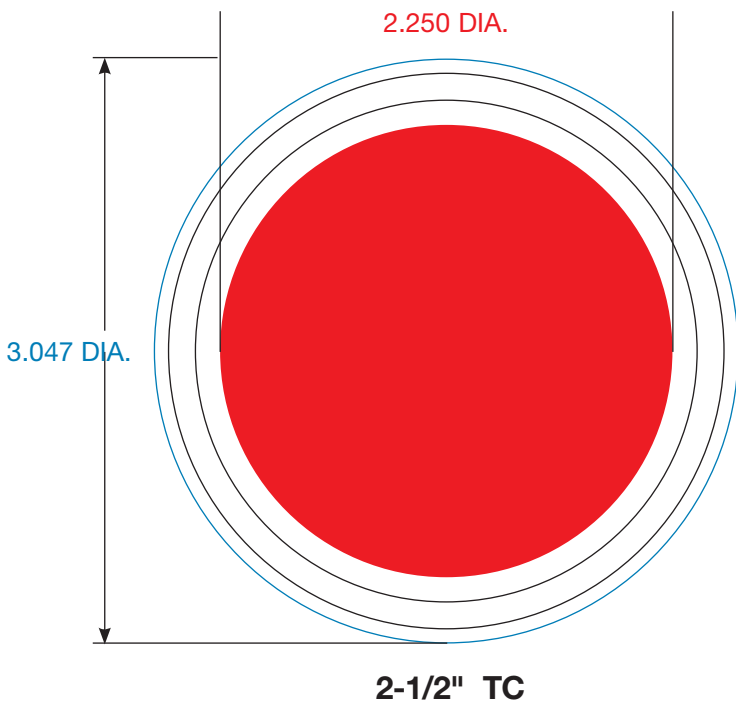
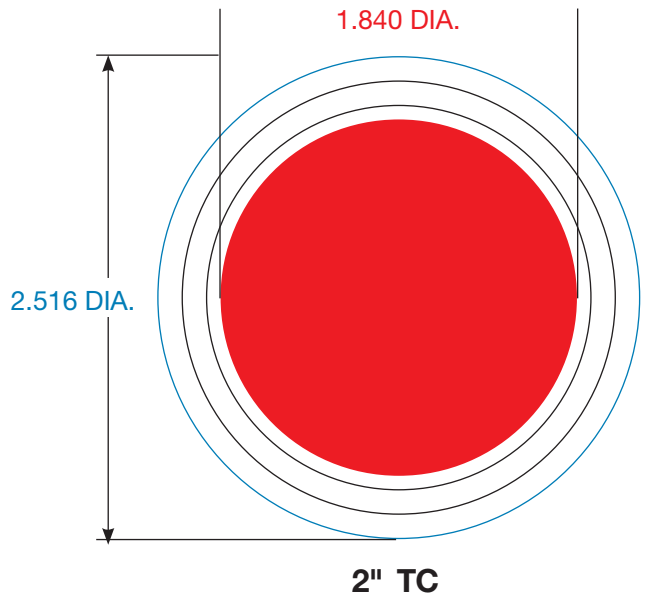
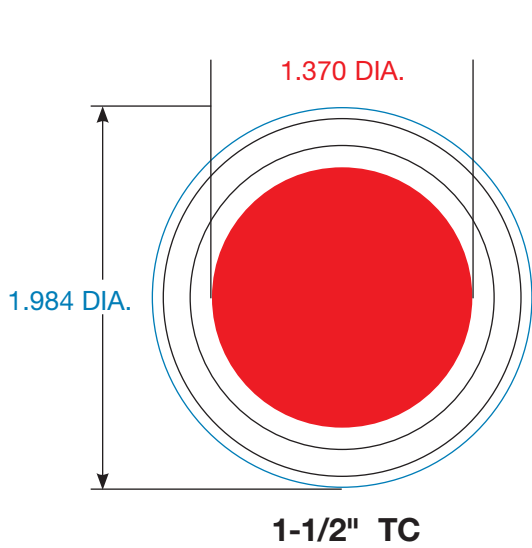


1" LADISH[®] TC

NOTE:

ID measurements are indicated in red
OD measurements are indicated in blue

Tri-Clamp® Sizing Guide



| Tri-Clamp Ferrule OD | |
|----------------------|-------|
| Size (Tube O.D) | OD |
| 1/2 & 3/4 | 0.984 |
| 1 & 1 1/2 | 1.984 |
| 2 | 2.516 |
| 2 1/2 | 3.047 |
| 3 | 3.579 |
| 4 | 4.682 |
| 6 | 6.570 |