



## Versilon<sup>™</sup> Sight Flow Indicators

Versilon Sight Flow Indicators are constructed with a translucent heavy wall FEP tube that permits visual inspection of conveyed material. The FEP tube will not break in high stress applications. Sight Flow Indicators allow flow, aeration, turbulence and cleanliness check.

Saint-Gobain offers a wide variety of Sight Flow Indicators: dip tubes, liquid level indicators, inspection ports, Flare-Thru flanged sight flow indicators and caged FEP sight gauges.

### Features and Benefits

- Permits visual inspection of conveyed material
- Non-contaminating: won't add taste or color
- Smooth, non-stick surface: cleans easily, minimal pressure drop, fitting surface exceeds sanitary design standards
- High pressure rating
- High and low temperature rated
- Will not break in high stress applications
- No bulky protective sheaths or supporting rods required
- Liquid level indicator
- Magnetic detector placement
- Saves space, cuts weight
- Unaffected by sunlight or ultraviolet radiation
- Will not discolor, age or yellow

### Typical Applications

- Flow check
- Aeration / Turbulence check
- Cleanliness check

Distributed by:

**Tri-Canada**

7033 Telford Way #20, Mississauga, ON L5S 1V4  
Tel: **905.677.9000** • Toll Free: **1.800.486.7863**  
[www.tricanada.com](http://www.tricanada.com)

## Sight Flow Indicator Specifications

| Part Number  | Size  |       | Inside Diameter |      | Outside Diameter |       | FEP Wall Thickness |      | Operating Pressure at 70°F |       | Burst Pressure at 70°F |       |
|--------------|-------|-------|-----------------|------|------------------|-------|--------------------|------|----------------------------|-------|------------------------|-------|
|              | (in)  | (mm)  | (in)            | (mm) | (in)             | (mm)  | (in)               | (mm) | (psi)                      | (MPa) | (psi)                  | (MPa) |
| 8STXXXXS6-L  | 1/2   | 12.7  | 1/2             | 12.7 | 0.70             | 17.8  | 0.10               | 2.5  | 200                        | 1.38  | 800                    | 5.52  |
| 12STXXXXS6-L | 3/4   | 19.1  | 3/4             | 19.1 | 0.95             | 24.1  | 0.13               | 3.3  | 175                        | 1.21  | 700                    | 4.83  |
| 16STXXXXS6-L | 1     | 25.4  | 1               | 25.4 | 1.25             | 31.8  | 0.13               | 3.3  | 125                        | 0.86  | 500                    | 3.45  |
| 24STXXXXS6-L | 1-1/2 | 38.1  | 1-3/8           | 34.9 | 1.61             | 40.9  | 0.13               | 3.3  | 105                        | 0.72  | 420                    | 2.90  |
| 32STXXXXS6-L | 2     | 50.8  | 1-7/8           | 47.6 | 2.10             | 53.3  | 0.13               | 3.3  | 72                         | 0.50  | 290                    | 2.00  |
| 40STXXXXS6-L | 2-1/2 | 63.5  | 2-3/8           | 60.3 | 2.65             | 67.3  | 0.15               | 3.8  | 50                         | 0.34  | 200                    | 1.38  |
| 48STXXXXS6-L | 3     | 76.2  | 2-7/8           | 73.0 | 3.23             | 82.0  | 0.18               | 4.6  | 40                         | 0.28  | 160                    | 1.10  |
| 64STXXXXS6-L | 4     | 101.6 | 3-7/8           | 98.4 | 4.28             | 108.7 | 0.21               | 5.3  | 30                         | 0.21  | 120                    | 0.83  |

NOTE: 1/2", 3/4" and 1" sight flow indicators are available with 316L stainless steel Versilon connections. 1-1/2"-4" are available with 316L stainless steel sanitary clamp style fittings or with Flare-Thru ANSI Class 150 epoxy carbon steel or 316L stainless steel flanges. For applications over 200°F, consult factory.

### Construction

|                           |                                     |                    |
|---------------------------|-------------------------------------|--------------------|
| Tube:                     | Translucent FEP fluoropolymer       |                    |
| Temperature Rating:       | -100°F to +400°F<br>-73°C to +204°C |                    |
| Maximum Length:           | 21' OAL (all sizes)                 |                    |
| Minimum Length:           | 1/2" - 3"<br>4" - 3"                | 6" OAL<br>8" OAL   |
| Suggested Minimum Length: | Viewing area will be 1" or less     |                    |
|                           | 1/2" - 1-1/2"<br>2" - 4"            | 10" OAL<br>12" OAL |

### Fitting Options


#### Versilon Crimp Style Fittings

- 316 stainless steel, sanitary clamp
- Consult factory for availability of styles other than sanitary

## Dip Tubes, Liquid Level Indicators, Inspection Ports

### Features and Benefits

- Ideal for decanting/filling operations, monitoring suction/discharge from pumping stations
- Corrosion and damage resistant, lightweight, non-aging
- Many fitting styles are available with various tube lengths (windows) that can be specified
- K Series solid tube PVDF (Kynar®) metal detector assemblies available in 1" - 4" ID; consult factory



### Pressure Correction Factors

#### Pressure correction factors for all non-caged FEP Sight Flow Indicators

Using operating pressure at ambient with correction factors for elevated temperatures.


| 70°F | 150°F | 200°F | 250°F | 300°F |
|------|-------|-------|-------|-------|
| 100% | 65%   | 50%   | 35%   | 25%   |

Example: 1" Sight Flow Indicator at 200°F rated at 125 psi ambient X .50 = 62.5 psi at 200°F.

## Flare-Thru 150# Flanged Sight Flow Indicator

### Features and Benefits

- Flare-Thru design eliminates entrapment areas



### Flare-Thru Flanged Sight Flow Indicator Specifications

| Part Number    | Size  |       | Tube ID |      | Operating Pressure at 70 °F |       | Burst Pressure at 70 °F |       | Fitting Length |      |
|----------------|-------|-------|---------|------|-----------------------------|-------|-------------------------|-------|----------------|------|
|                | (in)  | (mm)  | (in)    | (mm) | (psi)                       | (MPa) | (psi)                   | (MPa) | (in)           | (mm) |
| 12ST1212S6FT-L | 3/4   | 19.1  | 3/4     | 19.1 | 175                         | 1.21  | 700                     | 4.83  | 2.00           | 50.8 |
| 16ST1212S6FT-L | 1     | 25.4  | 7/8     | 22.2 | 125                         | 0.86  | 500                     | 3.45  | 2.00           | 50.8 |
| 24ST1212S6FT-L | 1-1/2 | 38.1  | 1-3/8   | 34.9 | 105                         | 0.72  | 420                     | 2.90  | 2.00           | 50.8 |
| 32ST1212S6FT-L | 2     | 50.8  | 1-7/8   | 47.6 | 72                          | 0.50  | 290                     | 2.00  | 2.50           | 63.5 |
| 48ST1212S6FT-L | 3     | 76.2  | 2-7/8   | 73.0 | 40                          | 0.28  | 160                     | 1.10  | 2.50           | 63.5 |
| 64ST1212S6FT-L | 4     | 101.6 | 3-7/8   | 98.4 | 30                          | 0.21  | 120                     | 0.83  | 3.00           | 76.2 |

**⚠ Important: Ratings are given at ambient temperatures, 70 °F (21 °C). See previous page for correction factors for pressures at temperatures other than ambient.**

### Construction

|   |  |                                      |
|---|--|--------------------------------------|
| Tube:   | Heavy gauge, translucent FEP fluoropolymer |                                      |
| Minimum Overall Length, Flange X Flange (Flare-Thru): | 3/4" - 2"<br>3" - 4"                       | 10" face to face<br>12" face to face |

### Fitting Options


#### Versilon Flare-Thru Fittings

- Flare-Thru class 150# epoxy coated flanged lap-joint style
- Optional: Flare-Thru class 150# 316L stainless steel flanged lap-joint style

## Caged FEP Sight Gauge

### Features and Benefits

- Permits visual inspection of conveyed material
- Reinforcing tube of stainless steel for added safety
- Higher working pressures at elevated temperatures
- Non-contaminating: won't add taste or color



### Caged FEP Sight Gauge Specifications (sanitary clamp style or flanged ends)

| Part Number   | Inside Diameter |      | Operating Pressure at 70°F |       | Burst Pressure at 70°F |       |
|---------------|-----------------|------|----------------------------|-------|------------------------|-------|
|               | (in)            | (mm) | (psi)                      | (MPa) | (psi)                  | (MPa) |
| 16STXXXS6PG-L | 1               | 25.4 | 250                        | 1.72  | 1,000                  | 6.89  |
| 24STXXXS6PG-L | 1.5             | 38.1 | 200                        | 1.38  | 800                    | 5.52  |
| 32STXXXS6PG-L | 2               | 50.8 | 100                        | 0.69  | 400                    | 2.76  |

**⚠ Important: For 2-1/2", 3" and 4", consult factory for availability.**

### Construction

|   |   |
|---|---|
| Tube:   | Heavy gauge, translucent FEP fluoropolymer  |
| Cage:   | <ul style="list-style-type: none"> <li>- 304 or 316 stainless steel heavy wall tube</li> <li>- Machined 2" long by 3/8" wideviewing windows, 90° apart to allow for easy through-viewing</li> <li>- Slight overlap of viewing areas from one window level to the next eliminates dead spots, assures accurate level calculations</li> </ul> |
| Minimum Overall Length, Flange X Flange (Flare-Thru): | 1" - 2" 10" face to face  |
| Available Lengths:                                    | Custom lengths up to 4' maximum   |

### Fitting Options

#### Versilon Flare-Thru Fittings

- Standard: Flare-Thru class 150# 316 stainless steel flanged lap-joint style

#### Versilon Crimp Style Fittings

- 316 stainless steel sanitary clamp style

Distributed by:

**Tri-Canada**

7033 Telford Way #20, Mississauga, ON L5S 1V4  
Tel: 905.677.9000 • Toll Free: 1.800.486.7863  
[www.tricanada.com](http://www.tricanada.com)

Limited Warranty: For a period of 6 months from the date of first sale, Saint-Gobain Performance Plastics Corporation warrants this product(s) to be free from defects in manufacturing. Our only obligation will be to provide replacement product for any portion proving defective, or at our option, to refund the purchase price thereof. User assumes all other risks, if any, including the risk of injury, loss or damage, whether direct or consequential, arising out of the use, misuse, or inability to use this product(s). SAINT-GOBAIN DISCLAIMS ANY AND ALL OTHER WARRANTIES, EXPRESSED OR IMPLIED, INCLUDING THE IMPLIED WARRANTIES OF MERCHANTABILITY AND FITNESS FOR A PARTICULAR PURPOSE.



#### Saint-Gobain Performance Plastics

1600 Cottontail Lane  
Somerset, NJ 08873  
1-800-435-3992  
Tel: (732) 652-0910  
Fax: (732) 764-3871

[www.processsystems.saint-gobain.com](http://www.processsystems.saint-gobain.com)



NOTE: Saint-Gobain Performance Plastics Corporation does not assume any responsibility or liability for any advice furnished by it, or for the performance or results of any installation or use of the product(s) or of any final product into which the product(s) may be incorporated by the purchaser and/or user. The purchaser and/or user should perform its own tests to determine the suitability and fitness of the product(s) for the particular purpose desired in any given situation.

Versilon™ is a trademark of Saint-Gobain Performance Plastics.